


Review Reminder Extension User Guide for Magento 2

1. Introduction

Review Reminder extension for Magento 2 facilitates sending automated reminder emails to shoppers reminding them about reviewing the product they made a purchase.

2. General Configuration

After buying the extension, you can configure it by navigating here through the Magento backend.



3. Extension Configuration

3.1 Reviews

In the **“All Reviews”** grid, the admin can review the purchased product from the backend.

In the **“All Reviews”** grid, the admin can add the review for a specific product from the backend

Reviews 🔍 🔔 1 👤 admin

[New Review](#)

Search [Reset Filter](#)

Actions 347 records found 20 per page < 1 of 18 >

<input type="checkbox"/>	ID	Created ↑	Status	Title	Nickname	Review	Visibility	Type	Product	SKU	Action
<input type="checkbox"/>	347	Mar 20, 2023, 12:41:37 AM	Approved	hyy	test	hyy milople	Main Website Main Website Store Default Store View	Guest	Fusion Backpack	24-MB02	Edit

Allows admin to choose the product of their choice from multiple products displayed at the backend and can add new reviews for that particular product.

The admin can select the product of their choice from multiple products displayed at the backend and add new reviews for that specific product

← Back

Search [Reset Filter](#) 2041 records found 20 per page < 1 of 103 >

ID	Name	SKU	Price	Quantity	Status	Websites
<input type="text"/>	<input type="text"/>	<input type="text"/>	From <input type="text"/> To <input type="text"/>	From <input type="text"/> To <input type="text"/>	<input type="text"/>	<input type="text"/>
2041	download	download	\$200.00	20	Enabled	Main Website
2040	Erika Running Short	WSH12	\$45.00	0	Enabled	Main Website
2039	Erika Running Short-32-Red	WSH12-32-Red	\$45.00	100	Enabled	Main Website
2038	Erika Running Short-32-Purple	WSH12-32-Purple	\$45.00	100	Enabled	Main Website
2037	Erika Running Short-32-Green	WSH12-32-Green	\$45.00	100	Enabled	Main Website
2036	Erika Running Short-31-Red	WSH12-31-Red	\$45.00	100	Enabled	Main Website
2035	Erika Running Short-31-Purple	WSH12-31-Purple	\$45.00	100	Enabled	Main Website

4. Review Details

The admin can choose the status for the product review from the drop-down menu.

Option to select the area where you want to showcase the product review.

Review Details

Product [download](#)

Product Rating * Rating isn't Available

Status * ▼

Select the status for product review from the drop-down menu

Visibility * ?

Choose the area where you want to display the product review

Main Website Store
Default Store View

4.1 New Review

The buyers can enter the name that you want to display along with the product review.

Allows shoppers to add the summary for the review.

Option to add the brief description about your experience using the project.

New Review ← Back Reset **Save Review**

Visibility * **Main Website** ?
Main Website Store
Default Store View

Nickname *

Summary of Review *

Review *

Enter the name that you want to display along with the product review

Enter the subject line for the review

Add the brief description about your experience using the product

Option to add the email address of the customer.

The shoppers can add a short description including what they liked the most about the product.

Allows the customer to add product dislikes.

Option to select yes, if it is worth recommending.

Allows to set yes, if the buyers' details are verified.

New Review

← Back Reset Save Review

Milople Custom Review

Email Address Enter the email address of the shopper

What I like about this product Add a short description including what you liked most about the product

What I don't like about this product Add product dislikes

Is Recommended? Select yes, if you recommend this product

Verified Buyer? Select yes, if you have verified the buyers' details

Copyright © 2023 Magento Commerce Inc. All rights reserved. Magento ver. 2.4.5

4.2 Reviews Reminders List

Once as soon as you click, “Reminder to All”, a reminder email will be sent to the customers whose order status is marked as complete but didn't give any product reviews.

Reviews Reminders List

Once on clicking "Reminder to All", a reminder email will be sent to the customers whose order status is marked as complete and didn't opt for any product reviews

Search 🔍 1 notification admin

Reminders To All

Filters Default View Columns

Actions

2 records found

20 per page 1 of 1

ID	Created At	Order	Customer Name	Order Increment Id	Order Status	Customer Email	Product ID	Status	Store View
8	Apr 4, 2023 3:52:39 AM	View	test milople		Complete	test@milople.com	14	Pending	Main Website Main Website Store Default Store View
9	Apr 5, 2023 5:58:48 AM	View	testy milople	0	Complete	testy@milople.com	6	Pending	Main Website Main Website Store Default Store View

4.3 Status

The admin needs to select yes to enable the extension from the backend.

Allows admin to access the serial key from "My Account" dashboard and activate the extension.

Search 🔍 1 notification admin

Save Config

Status

Select yes to enable the extension from the backend

Status [global] Enable

Serial Key [global] wscbdhs

Enter the serial key to activate the module

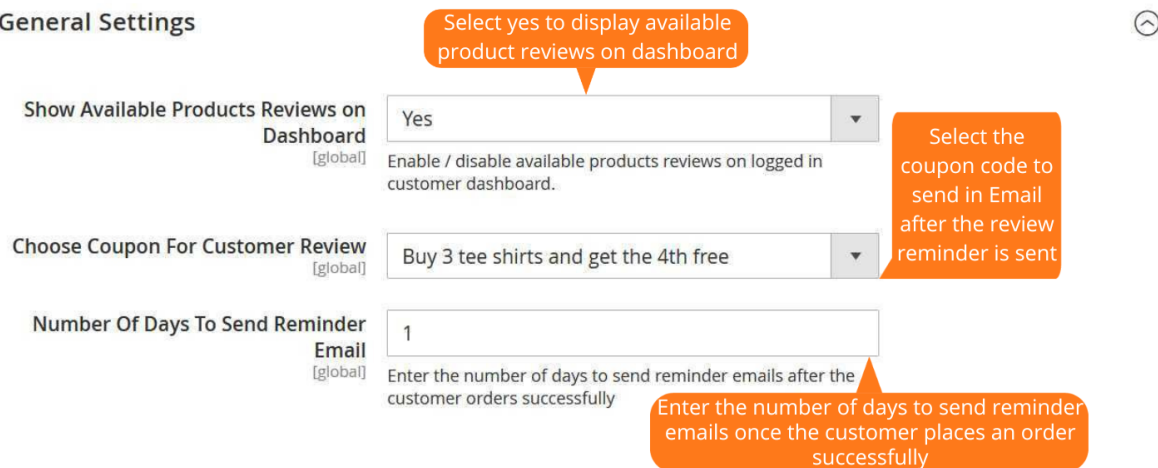
4.4 General Settings

The admin can choose yes to display available product reviews on the dashboard.

Allows you to choose the coupon code to send in Email after the review reminder is sent.

Option to enter the number of days to send reminder emails once on successful placement of the order.

General Settings



The screenshot shows a settings interface with three main sections. Each section has a label, a value field, and a description. Three orange callout boxes provide additional instructions:

- Show Available Products Reviews on Dashboard** [global]: The value field contains "Yes". A callout box above it says "Select yes to display available product reviews on dashboard". The description below is "Enable / disable available products reviews on logged in customer dashboard."
- Choose Coupon For Customer Review** [global]: The value field contains "Buy 3 tee shirts and get the 4th free". A callout box to the right says "Select the coupon code to send in Email after the review reminder is sent".
- Number Of Days To Send Reminder Email** [global]: The value field contains "1". A callout box below it says "Enter the number of days to send reminder emails once the customer places an order successfully". The description below is "Enter the number of days to send reminder emails after the customer orders successfully".

A small circular icon with a downward arrow is located in the top right corner of the settings area.

4.5 Review Email Settings

The admin can select the email sender and email templates for the review reminder email.

The admin can select the email template along with coupon code that is to be sent after the product review.

Allows admin to select the reply email templates.

The admin can select yes to facilitate reminder emails automatically.

[Save Config](#)

Reminder Email Settings ⌵

Email Sender <small>[global]</small>	<input type="text" value="Sales Representative"/>	<p>Select the Email Sender & Email Template for the review reminder email</p>
Email Templates <small>[global]</small>	<input type="text" value="Notify Review Email templates 1 (Default)"/> <small>Email template chosen based on theme fallback when "Default" option is selected.</small>	<p>Select the Email templates along with the coupon code that is to be sent after the product review</p>
Email Templates Send Coupon Code After Review Product <small>[global]</small>	<input type="text" value="Notify Review Product Email templates 1 (Defi)"/> <small>Email template chosen based on theme fallback when "Default" option is selected.</small>	
Reply Email Templates <small>[global]</small>	<input type="text" value="Reply Email templates 1 (Default)"/> <small>Email template chosen based on theme fallback when "Default" option is selected.</small>	<p>Select the reply email templates</p>
Send Reminder Emails Automatically <small>[global]</small>	<input type="text" value="Yes"/>	<p>Set yes to send reminder emails automatically</p>

4.6 Review Settings

The admin can enable the option to verify the purchase code.

Option to enable the option to verify the purchase code before review submission.

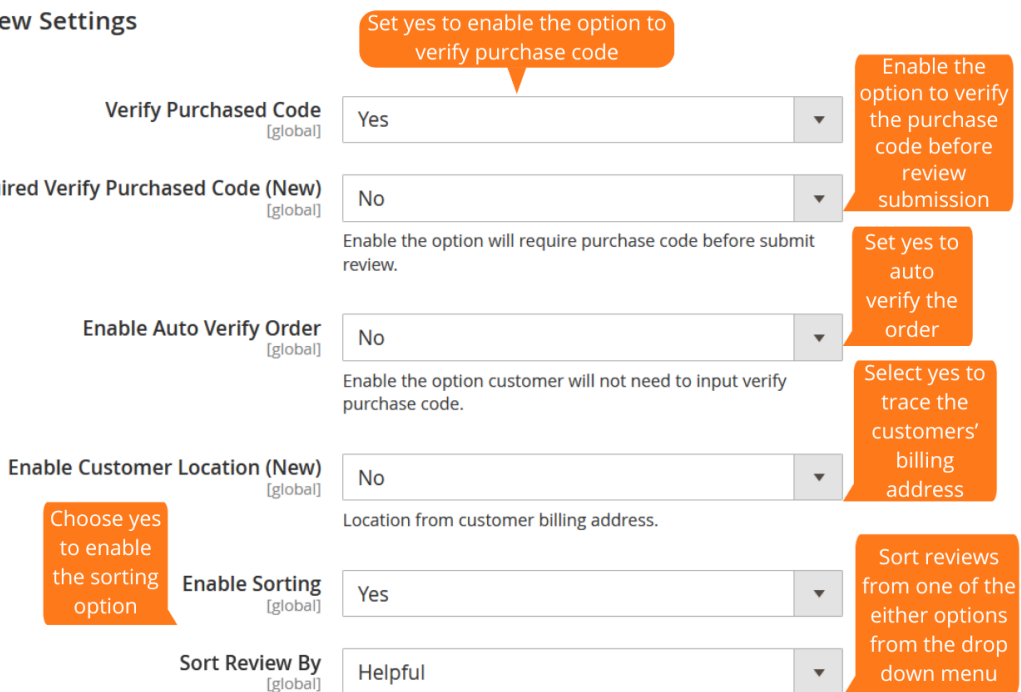
The admin can select to auto verify the order.

Allows admin to set yes to trace the customers' billing address.

Option to select yes to enable sorting.

The admin can sort reviews from one of the options from the drop-down menu.

Review Settings



The screenshot shows a 'Review Settings' form with several dropdown menus. Each dropdown has an orange callout box explaining its function. The settings are as follows:

Setting Name	Value	Description
Verify Purchased Code [global]	Yes	Set yes to enable the option to verify purchase code
Required Verify Purchased Code (New) [global]	No	Enable the option to verify the purchase code before review submission
Enable Auto Verify Order [global]	No	Set yes to auto verify the order
Enable Customer Location (New) [global]	No	Select yes to trace the customers' billing address
Enable Sorting [global]	Yes	Choose yes to enable the sorting option
Sort Review By [global]	Helpful	Sort reviews from one of the either options from the drop down menu

The admin can select to enable the search option.

Allows the admin to display pros and cons.

Option to enter yes to display the admin review reply.

The admin can set yes to allow uploading images or videos.

The image shows a settings interface with four rows of dropdown menus. Each row has a label on the left, a dropdown menu in the middle, and an orange callout box on the right. The callout boxes contain instructions for selecting a specific option in the dropdown menu.

Enable Searching <small>[global]</small>	No	Select yes to enable the search option
Show Pros and Cons options <small>[global]</small>	Yes	Select yes to display the pros and cons
Show Admin Review Reply (New) <small>[global]</small>	No	Choose to display the admin review reply
Allow Upload Images/Videos <small>[global]</small>	No	Set yes to allow uploading images or videos

4.7 Configuration

The admin can select to enable autoplay, set the autoplay timeout and pause on hover.

Allows admin to set yes to display dots navigation.

The admin can choose to display next & previous buttons.

Allows you to enter the text to display the previous button.

The admin can enter the text to showcase the next button.

The image shows a configuration form titled "Configuration" with a "Save Config" button. The form contains several settings, each with a callout box explaining its function:

- Autoplay**: A dropdown menu set to "No". Callout: "Enable the option to autoplay".
- Autoplay Timeout**: A text input field containing "3000". Callout: "Enter the autoplay interval timeout".
- Pause on Hover**: A dropdown menu set to "Yes". Callout: "Select yes to pause while hovering".
- Loop**: A dropdown menu set to "No".
- RTL**: A dropdown menu set to "No".
- Show dots navigations**: A dropdown menu set to "Yes". Callout: "Select yes to show dots navigation".
- Show next/prev buttons.**: A dropdown menu set to "Yes". Callout: "Set yes to display next & previous buttons".
- Nav Prev**: A text input field containing "Prev". Callout: "Enter the text to display the previous button".
- Nav Next**: A text input field containing "Next". Callout: "Enter the text to display the next button".